




AUTOLITE (INDIA) LIMITED

Regd. Office: D - 469, Road No. 9A, V.K.I. Area, Jaipur - 302 013
AUDITED FINANCIAL RESULTS FOR THE QUARTER/YEAR ENDED 31.03.2011

(Rs. in Lacs)

S.No	Particulars	Nine Months ended	Quarter ended		Year ended	
		31.12.2010	31.03.2011	31.03.2010	31.03.2011	31.03.2010
		(Reviewed)			(Audited)	(Audited)
1	Gross Sales/Income from Operations	7,900	3,532	2,847	11,432	9,558
2	Other Income	97	93	257	190	322
3	Total Income	7,997	3,625	3,104	11,622	9,880
4	Total Expenditure					
a)	Increase/Decrease in stock in trade	(171)	101	152	(70)	171
b)	Consumption of Raw Material	3,715	1,586	1,329	5,301	4,362
c)	Excise Duty	517	232	168	749	533
d)	Purchase of Traded Goods	1,729	740	622	2,469	2,066
e)	Employees Cost	442	178	151	620	602
f)	Manufacturing Expenses	584	253	176	837	684
g)	Selling & Distribution Expenses	497	241	163	738	576
h)	Depreciation	286	94	93	380	387
i)	Other Expenditure	144	68	34	212	172
	Total	7,743	3,493	2,888	11,236	9,553
5	Interest & Financial Charges	202	74	59	276	272
6	Exceptional Items	0	0	0	0	0
7	Profit (+)/Loss (-) from ordinary Activities before Tax (3)-(4+5+6)	52	58	157	110	55
8	Tax Expenses		25	0	25	0
9	Profit (+)/Loss (-) from ordinary Activities After Tax (7-8)	52	33	157	85	55
10	Extra-ordinary Items (Net of Tax expenses)	0	15	35	15	124
11	Net Profit (+)/Loss (-) (9-10)	52	18	122	70	(69)
12	Paid-up equity share capital (Face Value Rs. 10/- each)	946	946	946	946	946
13	Reserves excluding revaluation reserves (as per Balance-sheet of previous accounting year)				4,973	4,973
14	Earning per Share (Not Annualised)					
a)	Basic EPS before Extra-ordinary Item	0.55	0.35	1.66	0.90	0.58
	Diluted EPS before Extra-ordinary Item	0.55	0.35	1.66	0.90	0.57
b)	Basic EPS after Extra-ordinary items	0.55	0.19	1.29	0.74	-0.73
	Diluted EPS after Extra-ordinary items	0.55	0.19	1.29	0.74	-0.72

For AUTOLITE (INDIA) LIMITED

 Managing Director



AUTOLITE (INDIA) LIMITED

Regd. Office: D - 469, Road No. 9A, V.K.I. Area, Jaipur - 302 013
AUDITED FINANCIAL RESULTS FOR THE QUARTER/YEAR ENDED 31.03.2011


(Rs. in Lacs)

S.No	Particulars	Nine Months ended	Quarter ended		Year ended	
		31.12.2010	31.03.2011	31.03.2010	31.03.2011	31.03.2010
		(Reviewed)			(Audited)	(Audited)
15	Public Shareholding					
	* Number of shares	5296722	5291964	5264717	5291964	5264717
	* % age of shareholding	56.01%	55.96%	55.67%	55.96%	55.67%
16	Promoters and promoter group					
a)	Pledged/Encumbered					
	- No. of shares	0	0	0	0	0
	- Percentage of shares (as a % of the total shareholding of promoter and promoter group)	0.00%	0.00%	0.00%	0.00%	0.00%
	- Percentage of shares (as a % of the total share capital of the Company)	0.00%	0.00%	0.00%	0.00%	0.00%
b)	Non-Encumbered					
	- No. of shares	4159519	4164277	4191524	4164277	4191524
	- Percentage of shares (as a % of the total shareholding of promoter and promoter group)	100.00%	100.00%	100.00%	100.00%	100.00%
	- Percentage of shares (as a % of the total share capital of the Company)	43.99%	44.04%	44.33%	44.04%	44.33%

Notes:

1	The above results have been taken on record by the Board of Directors at its meeting held on 30th May, 2011.
2	No. of Investors' Complaints pending at the beginning of the quarter - Nil, No. of Complaints received during the quarter - Nil, No. of complaints resolved - Nil and pending at the end of the quarter - Nil.
3	The figures have been regrouped wherever necessary.
4	Since the major operations of the company relates to one segment namely Automotive Components and therefore reporting for business segment as per Accounting Standard 17 on segment reporting is not applicable.
5	With regard to Auditors' observation regarding short-provision of bad and doubtful loans & advances, the management plans to recover the same in a phased mannner.

For AUTOLITE (INDIA) LIMITED


 Managing Director



AUTOLITE (INDIA) LIMITED


Regd. Office: D - 469, Road No. 9A, V.K.I. Area, Jaipur - 302 013

Statement of Assets & Liabilities as at March 31, 2011

(Rs. Lacs)

Particulars	As at	As at
	31.03.2011	31.03.2010
Sources of Funds		
Shareholders Funds:		
(a) Capital	946.35	946.35
(b) Share/Warrant Application Money	-	-
(c) Reserves & Surplus	4,973.45	4,973.49
Total Shareholders Funds	5,919.80	5,919.84
Loan Funds		
(a) Secured Loans	1,139.02	1,391.72
(b) Unsecured Loans	494.02	510.21
Total Loan Funds	1,633.04	1,901.93
Total Sources of Funds	7,552.84	7,821.77
Application of Funds		
Fixed Assets	2,122.74	2,164.29
Investments	30.08	30.08
Current Assets, Loans & Advances		
(a) Inventories	734.22	563.24
(b) Sundry Debtors	758.22	636.22
(c) Cash and Bank Balances	156.66	195.16
(d) Other Current Assets	771.66	688.05
(e) Loans & Advances	2,056.44	2,195.35
Total Current Assets	4,477.20	4,278.02
Less: Current Liabilities & Provisions		
(a) Liabilities	1,877.61	1,476.61
(b) Provisions	190.12	157.94
Net Current Assets	2,409.47	2,643.47
Miscellaneous Expenditure		
Deferred Revenue Expenditure	121.70	44.82
Profit & Loss Account	2,868.85	2,939.11
Total Application of Funds	7,552.84	7,821.77

PLACE: JAIPUR
DATED: 30.05.2011

For Autolite (India) Limited

 (M.P. GUPTA)
 Chairman & Managing Director